

User Manual

TP201PU

50m USB 2.0 Extender Kit



**All Rights
Reserved**

Version: TP201PU_2021V1.2

Statement

Read this user manual carefully before using the product. Pictures shown in this manual are for reference only. Different models and specifications are subject to real products.

This manual is only for operation instruction, please contact the local distributor for maintenance assistance. The functions described in this version were updated till April, 2021. In the constant effort to improve the product, we reserve the right to make functions or parameters changes without notice or obligation. Please refer to the distributor for the latest details.

Safety Precaution

To ensure the best performance from the product, please read all instructions carefully before using the device. Save this manual for further reference.

- Follow basic safety precautions to reduce the risk of fire, electrical shock and injury to persons.
- Do not dismantle the housing or modify the module to avoid electrical shock or burn.
- Using supplies or parts not meeting the products' specifications may cause damage, deterioration or malfunction.
- Do not expose the unit to rain, moisture or install this product near water.
- Install the device in a place with fine ventilation.
- Do not twist or pull by force ends of the CAT5e/CAT6a cable. It can cause malfunction.
- Do not use liquid or aerosol cleaners to clean this unit. Always unplug the power to the device before cleaning.
- Unplug the power cord when left unused for a long period of time.
- Refer all servicing to qualified service personnel.

Customer Service

We provide limited warranty for the product within three years. Please contact your distributor for more details.

Introduction

Thanks for choosing the TP201PU extender kit which consists of a transmitter (Tx) and a receiver (Rx). It serves as a four in one USB hub and extends USB 2.0 signal up to 50 meters over a Cat5e/6/7 cable.

The transmitter is powered by the computer and the power supply is at the remote receiver that's helps provide sufficient power to any type of USB device, such as flash drives, keyboards, mice, cameras, or printers, etc.

With its durable metal housing, this high-quality USB extender provides a fast and flexible solution for users. In addition, the compact size enables space-saving installation.

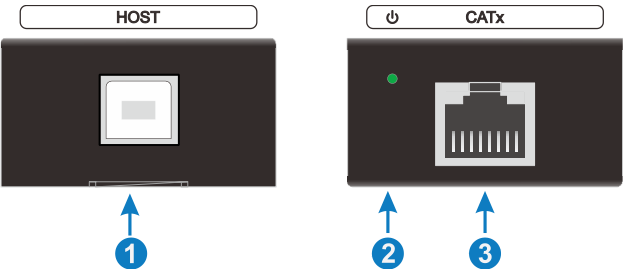
Features

- High-Speed USB 2.0 compliant, the transfer data rate is up to 480Mbps.
- Transmission distance is up to 50m over a CAT5e/6/7 cable.
- Equipped with 4 USB peripherals to connect with keyboards, mouse, cameras and more.
- The first two USB-A ports provide 5V1A each, and the other two output 5V500mA each.
- Compatible with Windows, IOS and Linux.
- Plug and play.

Package List

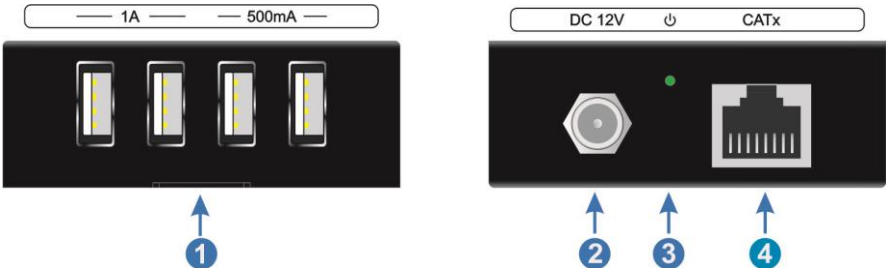
- 1x Transmitter (TX)
- 1x Receiver (RX)
- 1x Power Adaptor (DC12V2A)
- 1 x USB-A male to USB-B male Cable (1m)
- 1x User Manual

Transmitter Panel Description



No.	Name	Description
①	HOST	Type-B USB port to connect with the computer.
②	Power LED	Illuminates green when the unit is powered on.
③	CATx	RJ45 connector for a CAT5e/6/7 Ethernet cable to connect the transmitter and the receiver.

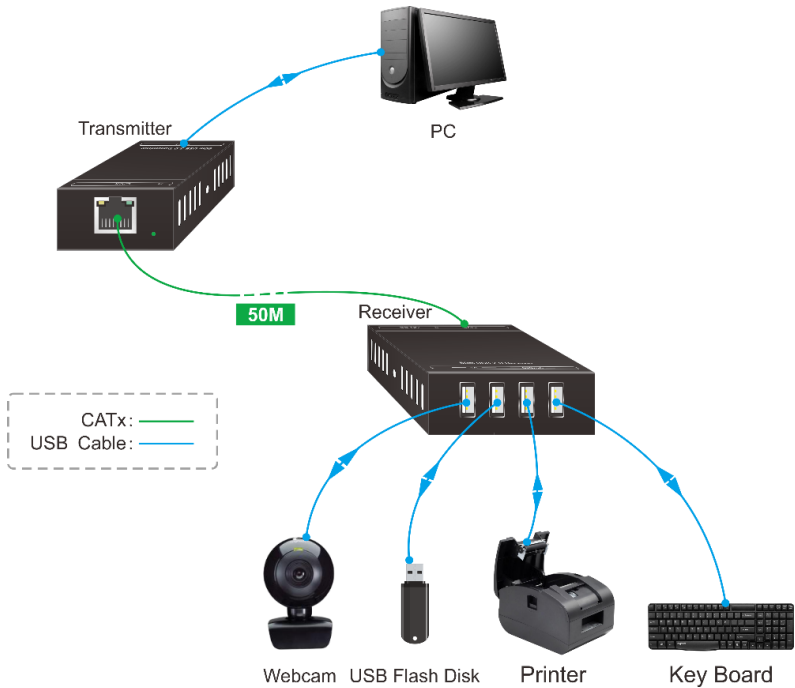
Receiver Panel Description



No.	Name	Description
①	USB Ports	Type-A USB ports to connect with keyboards, mouse, microphone, camera and more. The first two ports provide 5V1A each, and the other two output 5V500mA each.
②	DC 12V	DC barrel connector to connect the AC power adapter.
③	Power LED	Illuminates green when the unit is powered on.
④	CATx	RJ45 connector for a CAT5e/6/7 Ethernet cable to connect the transmitter and the receiver.

50m USB 2.0 Extender Kit over CAT5E/6/7 Cable

System Diagram



Note 1: This picture is for reference only. The specific scheme is subject to real devices.

Note 2: This transmission distance between TX and RX is affected by the followings:

- The lengths of USB cables.
- The number of USB HUB cascaded
- The type of Ethernet cable.